

2017 Budget

**REVENUE PUBLIC
HEARING**

OCTOBER 19, 2016





Property Taxes

1% Increase for 2017

Highest Lawful Levy for 2016	\$417,060.79
1% increase for 2017	\$ 4,170.21
Annexation Value	\$ 0.00
New Construction	\$ 1,329.97
Regular Property tax Limit	\$422,561.37

This is the 1% Voter Approved Limit

Statutory Rate Maximum \$459,447.14

This is the Limit based on the State Tax Rate limits -Maximum amount a City including all Districts is \$3.60. The Fire District is allowed up to \$1.50 and is estimated to levy that amount for 2017 which leaves the City a maximum amount of \$2.10 per \$1000 of assessed value of \$218,784,351.

The City can only levy the lessor of these limits. - \$422,561.37

Property Tax Levy Rate = \$1.9314 per \$1000 = 1% increase

Population Based Tax Revenues

Current Population 2540

State Shared Revenue Estimator

Jurisdiction
Kalama

2017 Per Capita Amounts for Cities

Liquor Profits	\$8.45
Liquor Tax	\$4.67
Criminal Justice - Population Based	\$0.31
Criminal Justice - Special Programs	\$1.04
Gas Tax	\$20.84
Increased Gas Tax	\$0.92
Multi-Modal Distribution	\$1.05
Marijuana Excise Tax	\$0.58
Total	\$37.86

Kalama Distributions

Liquor Profits	\$21,463
Liquor Tax	\$11,862
Criminal Justice - Population Based	\$1,000
Criminal Justice - Special Programs	\$2,642
Gas Tax	\$52,934
Increased Gas Tax	\$2,337
Multi-Modal Distribution	\$2,667
Marijuana Excise Tax	\$1,473
Total Distribution	\$96,377

Other Tax Revenues

- ▶ Sales taxes - \$375,000 based on 1% of all retail sales - (15% of the 1% goes to the County) This would include one-time revenues from construction projects
- ▶ Sales taxes Criminal Justice - .1% levied by County - \$37,600
- ▶ Utility taxes - 6% on Electric, Gas, Telephone, Water/Sewer, Garbage. 5% on Cable under franchise agreement. \$364,200 Garbage Utility tax is allocated strictly to streets - \$20,000
- ▶ Leasehold Excise Taxes - 4% on the amount of lease - Public property being leased is subject to this in lieu of Property Taxes - \$25,000
- ▶ Gambling Taxes - 5% of gross revenue generated on pull-tab revenues. \$15,000
- ▶ Timber Taxes - Paid on property after the harvest of timber - \$500
- ▶ Real Estate Excise Tax - .25 % on sales of real estate - By state law only for Capital Improvements. \$55,000
- ▶ Hotel/Motel Taxes - 4% - By state law for tourism activities - \$3000

Other Revenues

- ▶ Administration Fees - Paid by enterprise funds (water/sewer/garbage) for services provided by the Finance Department. Streets also pay small amount (Water/Sewer 7.65% of Water/Sewer Revenues) - \$182,000 - no increase in 2017
- ▶ Business License Fees - \$100 annually - \$30,000
- ▶ Dog License Fees - \$15/\$30 - \$3,500
- ▶ Concealed Weapon Permits - these are set by the state
- ▶ Court Fines & Fees - Monies received from the Court for legal violations - \$71,950
- ▶ Grant Funds - For 2017 - WASPC and other Police Grants - STP & TIB For Streets
- ▶ Library Cards - currently \$35 - \$2500 - Adding a \$5 annual e-user fee for all users
- ▶ Miscellaneous fees - copies, fax service, building rentals, and interest on investments - CB Rents - \$10,000

Building And Planning



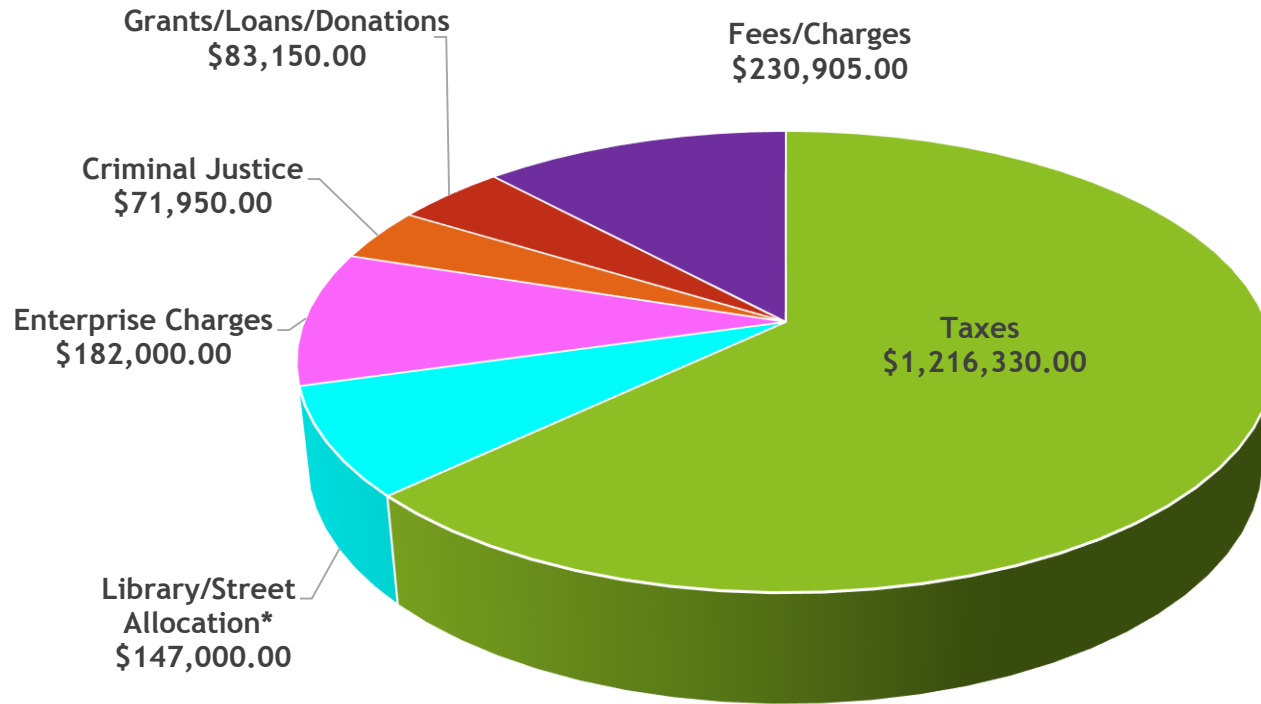
\$144,000

Building Permits - Plan Review and permit fees for services related to building and remodeling.

Application Fees - Fees for Planning and Development Applications - Increases are proposed to varies fees based upon the level of complexity and required attention so the City recovers costs for staff administration of such applications.



2017 Estimated General Revenues



* This is 11% of overall tax revenues allocated to Library and Streets. Tax Revenues are 71% of all Revenues

Streets

\$344,920

Street Revenues include:

- State fuel taxes
- Transfers from the General Fund and Solid Waste
- Fees and charges for applications and permits
- Reserves or carryover of funds from the previous year
- Grants from the State and Federal programs for Street Improvements


2016 TBD Project
\$84,644

Transportation Benefit District

Established in 2013

Carryover to 2017 - \$43,000

Vehicle Tab Fees \$47,000



Solid Waste - Garbage

Current Estimate for 2017 - \$350,000

15% is retained by the City for administration costs

Balance pays Waste Control for contracted services

Current Monthly Cost 30 gal Cart - \$15.62

60 gal Cart - \$19.31

90 gal Cart - \$23.01

State Refuse Tax .036 Collected & Paid to State

City Utility Tax .06 - For Street Improvements

\$10,000 is transferred to Streets for O&M





Water Sewer Revenues

Estimated Total Revenues - \$3,167,000

- ▶ 2017 Rates - (SF Residential Rates) - Portion of Estimates - 2,550,000
 - Water - \$10.10/2.05 ccf - 19% to Reserves
 - Sewer -\$46.20/7.00ccf - 35% to Reserves/Debt Service
- ▶ Connection Fees - Allocated to Reserves for Improvements & Debt Service
 - Portion of Estimated Revenue - \$438,000
 - Water - 3,000/9,000
 - Sewer - 8,000
- ▶ Miscellaneous Revenues - Parts, Labor, Sales Tax, etc. \$34,000
- ▶ Grant/Loan Funding - Sewer System Plan Update \$100,00
- ▶ Interest on Reserves - \$10,500



Water/Sewer Rate Increase

Ordinance Nos 1368 & 1369 - Dec. 2015

Established W/S rate increases for 2016 - 2020

2 person household
600 cubic ft per month

2 Person Household – Inside Current Rates W/S



Base 9.90/44.65
Volume- 2.00/6.00

Water - 600 cft	\$21.90
Sewer - 600 cft	80.65
Tax 6%	6.153
	\$108.70

Proposed Rates

Base – 10.10/46.20
Volume – 2.05/7.00

Water - 600 cft	\$22.40
Sewer - 600 cft	\$88.20
Tax 6%	\$6.64
Total	117.24

Increase – Per Month	\$8.54
Increase – Per Year	\$102.48

Family of 4 Household
1000 cubic ft per month

Family Household – Inside Current Rates W/S



Base 9.90/44.65
Volume- 2.00/6.00

Water - 1000 cft	\$29.90
Sewer - 1000 cft	104.65
Tax 6%	8.073
	\$142.62

Proposed Rates

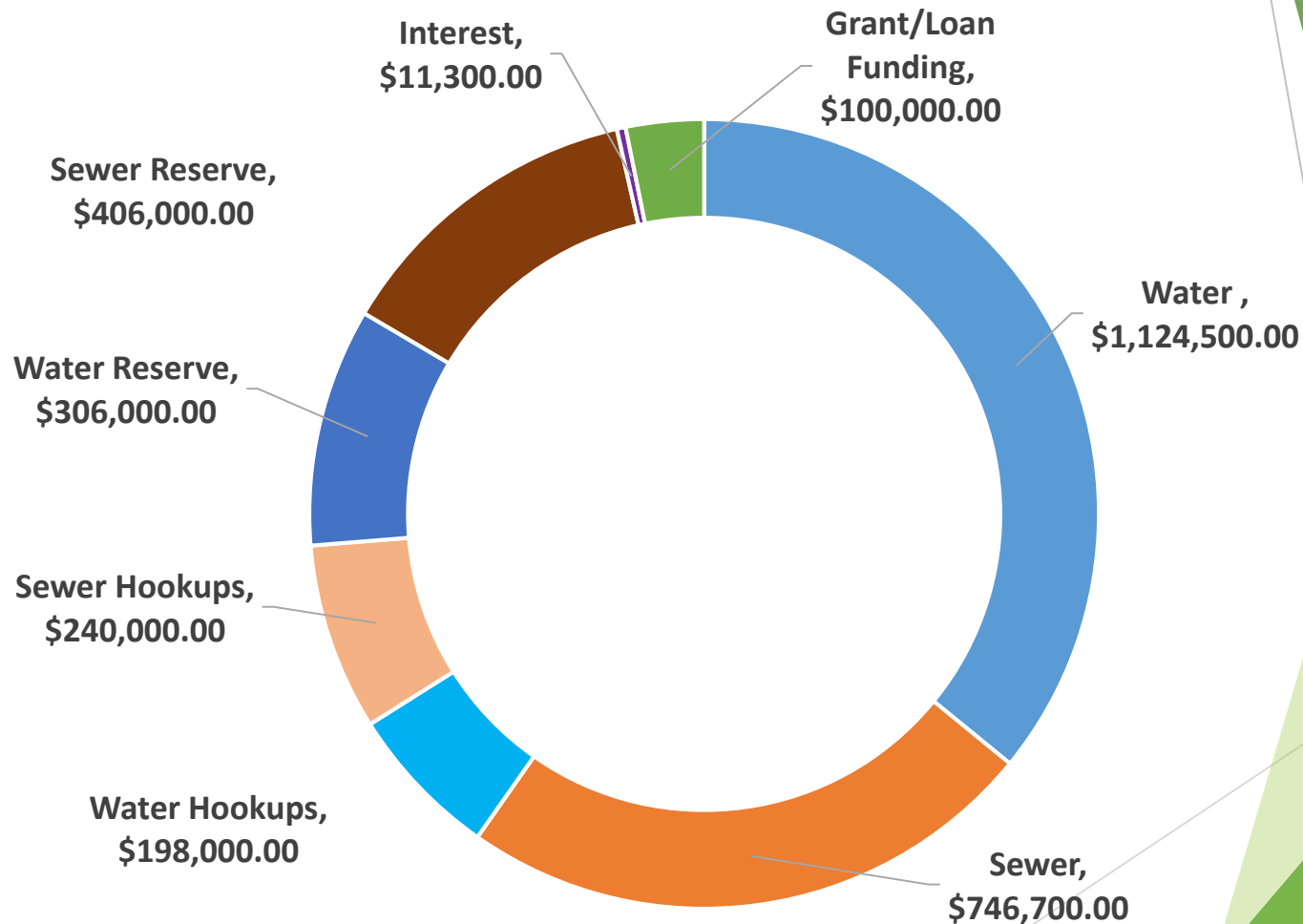
Base – 10.10/46.20
Volume – 2.05/7.00

Water - 1000 cft	\$30.60
Sewer - 1000 cft	\$116.20
Tax 6%	\$8.81
Total	\$155.61

Increase – Per Month	12.99
Increase – Per Year	155.88

Water - Sewer Revenue Distribution

2017 Water-Sewer Projected Revenues



37% of Revenues allocated to reserves

2017 Budget

Public Hearings

**November 2, 2016
&
November 16, 2016**